









































## Vermögensaufstellung (Standard)

ISIN	WKN	...	Anbieter	Name	Dividende?	Anteil in %	Kursgewinn % (FIFO) Seit 01.10.2018	Div% Seit 01.10.2018
				<b>Cash</b>		<b>5,54</b>		
				 Girokonto D		1,03		
				 Girokonto N		0,46		
				 Kreditkarte		0,11		
				 Tagesgeld		3,89		
				 Verrechnungskonto TR		0,05		

2 Folgeseiten, bitte weiterblättern

Erläuterung für Seite 3, Rubrik „Ohne Klassifizierung“: „ETW“ = Eigentumswohnung

Sortierung: Alphabetisch nach Name

ISIN	WKN	...	Anbieter	Name	Dividende?	Anteil in %	Kursgewinn % (FIFO) Seit 01.10.2018	Div% Seit 01.10.2018
				<b>Einzelaktien</b>		<b>22,32</b>		
CA0084741085	860325			 Agnico Eagle Mines	✓ Ja	0,29 ▲	6,34%	0,28%
US03027X1000	A1JRLA			 American Tower Corp	✓ Ja	0,02 ▲	17,32%	0,53%
CNE1000001W2	A0M4WW			 Anhui Conch Cement Company Ltd H	✓ Ja	0,22 ▼	-24,70%	5,04%
US0394831020	854161			 Archer Daniels Midland	✓ Ja	0,01 ▼	-9,33%	0,55%
US00206R1023	A0HL9Z			 AT&T	✓ Ja	0,38 ▼	-1,73%	1,80%
DE000A0JK2A8	A0JK2A			 Aurelius Equity Opp.	✓ Ja	0,28 ▲	37,10%	5,23%
US0846707026	A0YJQ2			 Berkshire Hathaway B	✗ Nein	3,80 ▲	39,14%	0,00%
CA1367178326	868439			 Canadian Utilities	✓ Ja	0,40 ▲	15,67%	2,75%
HK0257001336	885610			 China Everbright Environment	✓ Ja	0,25 ▼	-8,13%	3,44%
HK0688002218	884705			 China Overseas Land & Investment	✓ Ja	0,29 ▼	-19,43%	2,58%
BMG210901242	A0MQ4W			 China Water Affairs	✓ Ja	2,75 ▼	-9,89%	8,81%
KYG217651051	A14QAZ			 CK Hutchison Holdings	✓ Ja	0,23 ▲	5,03%	3,05%
KYG237731073	913867			 Consolidated Water	✓ Ja	0,40 ▲	3,91%	0,00%
US2358511028	866197			 Danaher	✓ Ja	0,01 ▲	4,63%	0,00%
DE000A0XYG76	A0XYG7			 Deutsche Rohstoff AG	✓ Ja	1,76 ▲	61,27%	1,48%
CA2553311002	A12C65			 Diversified Royalty	✓ Ja	0,32 ▲	4,97%	0,00%
US0936711052	859376			 H&R Block Inc.	✓ Ja	0,56 ▲	50,29%	3,24%
KYG4402L1510	A0YJE8			 Hengan International Group	✓ Ja	0,27 ▼	-7,77%	1,53%
DE0006070006	607000			 Hochtief AG	✓ Ja	0,36 ▼	-3,48%	2,82%
CNE1000003G1	A0M4YB			 Industrial and Commercial Bank of China	✓ Ja	0,51 ▼	-22,38%	15,93%
LU0327357389	A0M7QF			 Kernel Holding	✓ Ja	0,29 ▼	-9,56%	0,00%
CA49741E1007	A2DHRG			 Kirkland Lake Gold Ltd	✓ Ja	0,19 ▲	17,93%	0,51%
DE0006292030	629203			 KSB VZ	✓ Ja	0,95 ▲	52,42%	3,35%
GB0008706128	871784			 Lloyds Banking Group	✓ Ja	0,29 ▲	6,93%	0,79%
MA0000011488	A0J3AH			 Maroc Telecom	✓ Ja	0,36 ▼	-2,57%	0,00%
US6475511001	A1JJ6G			 New Mountain Finance Corp.	✓ Ja	1,21 ▲	20,41%	15,17%
US6516391066	853823			 Newmont Goldcorp	✓ Ja	0,01 ▼	-10,72%	0,77%
DE000A2E4MK4	A2E4MK			 Noratis AG	✓ Ja	0,11 ▼	-1,90%	0,00%
CA72585V1031	A1KA03			 Pizza Pizza Royalty Corp	✓ Ja	0,29 ▲	4,19%	1,00%
FR0012432516	A14M04			 Poxel S.A.	✗ Nein	0,64 ▲	8,93%	0,00%
NL0012650360	A2H5W8			 RHI Magnesita	✓ Ja	0,98 ▲	39,31%	4,61%
GB00B03MM408	A0ER6S			 Royal Dutch Shell B	✓ Ja	1,35 ▲	0,05%	4,62%
KYG8904A1004	A1W96J			 Times China Holdings Ltd	✓ Ja	0,21 ▼	-39,34%	8,01%
US89677Y1001	A1XFEK			 Triplepoint Venture Growth	✓ Ja	0,37 ▲	15,45%	4,14%
AT0000815402	852735			 UBM Development AG	✓ Ja	0,03 ▼	-4,77%	5,00%
GB00B10RZP78	A0JNE2			 Unilever	✓ Ja	0,39 ▲	5,80%	1,91%
GB0001859296	911164			 Vistry Group	✓ Ja	0,23 ▲	38,20%	2,27%
GB00BH4HKS39	A1XA83			 Vodafone	✓ Ja	0,37 ▼	-3,27%	0,00%
NL0009805522	A1JGSL			 Yandex	✗ Nein	0,93 ▲	101,74%	0,00%

				<b>ETCs</b>		<b>1,42</b>			
DE000A1DCTL3	A1DCTL		Wisdom Tree	Physical Swiss Gold	✘ Nein	1,42	▲	4,29%	0,00%
				<b>ETFs / Fonds</b>		<b>10,51</b>			
IE00B2NPKV68	A0NECU	4	iShares	Emerging Markets Anleihen	✓ Ja	0,73	▲	0,30%	3,30%
DE000A0H08H3	A0H08H	3	iShares	Europe Food & Beverage	✓ Ja	0,70	▲	16,97%	1,22%
IE00B0M63284	A0HGV5	3	iShares	European Property	✓ Ja	0,84	▲	20,91%	4,37%
LU0197230542	A0B8SR	4	Fidelity	Fidelity India Focus Fund A	✓ Ja	0,07	▲	13,56%	0,00%
IE00B3RBWM25	A1JX52	4	Vanguard	FTSE All World UCITS Distr.	✓ Ja	2,71	▲	25,28%	1,74%
LU0348926287	A0NEG2	4	Nordea 1	Global Climate and Environment	✘ Nein	0,33	▲	35,50%	0,00%
IE00B27YCF74	A0M59G	5	iShares	Global Timber & Forestry	✓ Ja	0,85	▲	56,16%	2,40%
DE0006289382	628938	5	iShares	Global Titans 50	✓ Ja	0,36	▲	21,38%	0,84%
IE00B44T3H88	A1JHYT	3	HSBC	MSCI China USD DIS	✓ Ja	0,67	▼	-11,48%	0,00%
LU0480132876	UB42AA	3	UBS	MSCI Emerging Markets distr	✓ Ja	0,31	▼	-3,46%	0,00%
IE00B9F5YL18	A1T8FT	2	Vanguard	MSCI Pacific ex Japan distr	✓ Ja	0,05	▼	-2,37%	0,27%
IE00B5LJZQ16	A1JCM1	2	HSBC	MSCI Russia capped	✓ Ja	0,34	▲	5,21%	0,00%
LU0839027447	DBX0NJ	5	Xtrackers	Nikkei 225 UCITS Distr.	✓ Ja	0,05	▼	-4,94%	0,57%
LU0081952003	987575	2	Nordea 1	Norwegian Equity	✘ Nein	0,71	▲	62,07%	0,00%
IE00B1TXHL60	A0MM0N	3	iShares	Private Equity	✓ Ja	0,64	▲	47,16%	4,44%
LU0026741578	971985	4	GAM	Swiss Equity CHF A	✓ Ja	0,12	▲	9,85%	0,00%
LU0038279252	972003	4	GAM	Swiss Small& Mid Cap Eq A	✓ Ja	0,58	▲	21,99%	0,00%
FR0010527275	LYX0CA	4	Lyxor	World Water	✓ Ja	0,44	▲	25,02%	1,48%
				<b>AIFs</b>		<b>0,85</b>			
US0534841012	914867			AvalonBay Communities	✓ Ja	0,03	▲	18,40%	0,82%
US29476L1070	985334			Equity Residential	✓ Ja	0,03	▲	16,72%	0,84%
US2971781057	891315			Essex Property Trust	✓ Ja	0,09	▲	11,59%	0,71%
US31154R1095	A1XE4J			Farmland Partners	✓ Ja	0,01	▼	-5,75%	0,37%
US3765491010	A1KCL7			Gladstone Land Corp	✓ Ja	0,01	▼	-1,98%	0,57%
AU000000GOZ8	A0N9Q1			Growthpoint Properties	✓ Ja	0,28	▲	2,47%	0,00%
US58463J3041	A0ETK5			Medical Properties Trust	✓ Ja	0,03	▲	2,66%	1,36%
US6819361006	890454			Omega Healthcare Investors	✓ Ja	0,03	▲	2,68%	0,00%
AU000000SKI7	A0E550			Spark Infrastructure Group	✓ Ja	0,32	▲	17,02%	0,00%
CA9528451052	870918			West Fraser Timber	✓ Ja	0,01	▼	-9,02%	0,26%
US9621661043	854357			Weyerhaeuser Company	✓ Ja	0,01	▼	-9,40%	0,45%
				<b>Ohne Klassifizierung</b>		<b>59,37</b>			
				ETW I (vermietet)		16,19			
				ETW II (vermietet)		16,19			
				ETW III (selbstgenutzt)		26,99			
				<b>Gesamtsumme</b>		<b>100,00</b>			